

DVLJA MOCK GENERAL ELECTION



OFFICIAL RESULTS



I, Jodiann Beeson, Lead Teacher of the Deer Valley Law and Justice Academy, hereby certify that the results from the Mock General Election held on October 23, 2012 herein have been checked and prepared in accordance to the law.

Witness my hand and the Great Seal of the DVLJA in Antioch, California this October 26, 2012.

Jodiann Beeson
Lead Teacher

“I care about the smiles, the furrowed eyebrows and most of all the nodding of the head. Understanding. Connections. Let’s rewind a bit. I’m a senior, and this is my first year in the Law & Justice Academy. I am also a new student at Deer Valley High School. When I got home at 8:20 on Tuesday night, I felt... different. I felt a change. I don’t know what it is yet, but I love this feeling—I really do.”

-Yetunde Ogunleye, Senior

Proposition Results

Proposition 30

Yes: 66%

No: 34%

Proposition 32

Yes: 47%

No: 53%

Proposition 34

Yes: 66%

No: 34%

Proposition 31

Yes: 52%

No: 48%

Proposition 33

Yes: 60%

No: 40%

Proposition 35

Yes: 71%

No: 29%



“I have studied for many things, made many posters for different classes, but never have I seen students work so hard to go above and beyond. It was more than getting a grade. It was more about showing what we as Law & Justice Academy students are made of.”

—Brittnee Mazarra, Junior

Proposition Results

Proposition 36

Yes: 57%

No: 43%

Proposition 37

Yes: 51%

No: 49%

Proposition 38

Yes: 45%

No: 55%

Proposition 39

Yes: 49.7%

No: 50.3%

Proposition 40

Yes: n/a

No: Unopposed



“The dedication people were showing was outstanding. It really made the academy feel more connected—much more like a community than the past two years. It’s really starting to feel like we’re a family. I have never been more proud to be a part of something than this academy.”

—Gabriela Ambriz, Junior

“Preparation for this final product was mixed into each of our Law and Justice classes as a cross-curricular project. In English, we researched the proposition or candidate, compile a works cited and focus on our assigned topic. In Government, we watched, as well as analyzed the Presidential Debates, analyzed current events occurring within the election, as well as a current event based on our mock election guide. Social Justice mainly focused on the Death Penalty and how the results of the election could change the entire process.”

—Sierra Hensley, Senior

Candidate Results

President of the United States

Barack Obama: 56%

Mitt Romney: 23%

Roseanne Barr: 6%

Jill Stein: 6%

Ross C. Anderson: 5%

Gary Johnson: 4%

United States Senate

Dianne Feinstein: 66%

Elizabeth Emken: 34%

California State Senate

Mark Desaulnier: 68%

Elizabeth Emken: 32%

United States House of Representatives

Jerry McNerney: 78%

Ricky Gill: 22%



“I have never done a project of this magnitude. It made me feel proud when it was all done and we could see everyone’s work in the library...”

—Christian Quintanilla, Junior

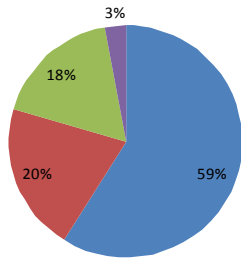
“In all truthfulness, when I received my topic, I had never heard of California’s redistricting. When I presented, many admitted much the same about their own knowledge of the proposition. We both left the project as better voters, better citizens and better people. “

—Troy Warden, Junior

Exit Poll Results

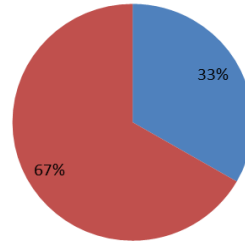
Political Party

■ Democrat ■ Republican ■ Independent ■ Other



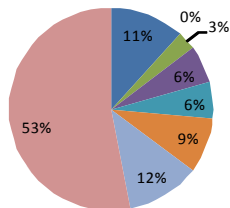
Gender

■ Male ■ Female



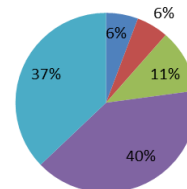
Yearly Income

■ Under 20,000 ■ 20,000-25,000 ■ 25,001-35,000 ■ 35,001-45,000
■ 45,001-55,000 ■ 55,001-65,000 ■ 65,000-75,000 ■ Over 75,000



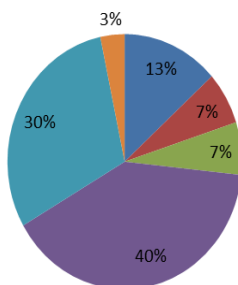
Education

■ > High School ■ Some High School
■ High School Graduate or Equivalent ■ College
■ Post Graduate College



Age

■ 18-25 ■ 26-30 ■ 31-40 ■ 41-50 ■ 51-60 ■ Over 61



Ethnicity

■ African American ■ Asian/Pacific Islander ■ Fillipino
■ Hispanic/Latino ■ White/not Hispanic ■ Multiethnic

